

Classify & Identify: The Drug Sorting Activity

Instruction page



1

Activity Type

Age: 11-18+

Participation Style

Team activity
1-1 activity

Theme

Interactive

2

General Activity Info

This drug matching game helps participants learn about the names, appearances, and consequences of different drugs. It can be done in both one-to-one sessions or group settings. To prepare, print and laminate the materials for repeated use.

This activity provides an opportunity to assess what participants already know, correct any misconceptions, and educate them about the consequences of illicit substances. It also opens up the chance to discuss why people use drugs and explore related topics.

This activity relies on your knowledge of drugs and their effects, so it's important to ensure the information shared is accurate. This resource serves as a tool to facilitate the sharing of information. If you need further details on drugs, additional resources can be found on our facilitator training page.

A video version of the instructions is available on our website.

3

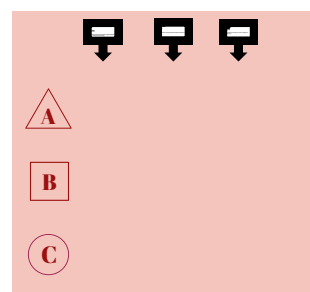

Materials Needed

- A printed copy of the activity resource.
- A large table or floor for participants to work from.

4

Step by Step Instructions

1. Prepare all materials in advance. Print enough copies of the resources to cover the number of groups you'll be facilitating.
2. Begin with a general discussion on the differences between illicit drugs and over-the-counter medication. (Ask participants to share anything that comes to mind when they think of drugs, and have one participant write their responses on the whiteboard.)
3. Following the discussion, have participants match drug names to their corresponding images in groups. Give them 15mins to attempt this task.
4. Label the left side of the table with categories A, B, and C, and the top with hallucinogens, depressants, and stimulants.
5. Participants should place the matched drugs into the category they believe is appropriate. Give them 15 mins to attempt this.
6. Once completed, go through the correct answers, providing details on risks and effects.



the
therapeutic
resource
platform

Alchole

Crack Cocaine

LSD

**Speed/
Amphetamine**

Steroids

Cannabis

Nitrous Oxide

Heroin

**Ecstasy/
MDMA**

Magic Mushrooms

Cocaine

GHB



Cystal Meth

Spice

**Benzodiazepie/
Tranquillizers**

Xanax

Codeine Lean








E




STIMULANTS

- . A substance that raises levels of physiological or nervous activities in the body.
- . One may feel alert or confident. However, it places pressure on the heart and increases the risk of heart failure, particularly while using the drug.




DEPRESSANTS

- . A depressant drug reduces functional nervous activity.
- . It can make a person feel more relaxed /numb however it slows down your heart rate and breathing which can be fatal.




B



HALLUCINOGENS

- . A drug that can make you view reality in a distorted way.
- . The sense of movement and time and speed up or slow down
- . A person can experience vivid distortions, illusions or hallucinations.



A

C

Answer sheet

Name	Image	Class	Category
Alchole	A	Not classified.	Depressant
Crack Cocaine	B	A	Stimulant
Lsd	C	A	Hylucegenic
Speed Amphetamine	D	B	Stimulant
Steroids	E	C	Not categorize
Cannabis	F	B	Stimulant,Hylucegnie And Depressant
Nitrous Oxide	G	B	Depressant
Heroin	H	A	Depressant
Ecstasy MDMA	I	A	Hylucegen AND Stimulant
GHB	J	C	Depressant
Cocaine	K	A	Stimulant
Magic Mushrooms	L	A	Hylucegenic (psychodelic)
Crystal Meth	M	A	Stimulant
Spice	N	Not classified	Stimulant,Hylucegnie And Depressant
Benzodiazepines Tranquillizers	O	c	Depressant
Xanax	P	c	Depressant
Codeine Lean	Q	B	Depressant